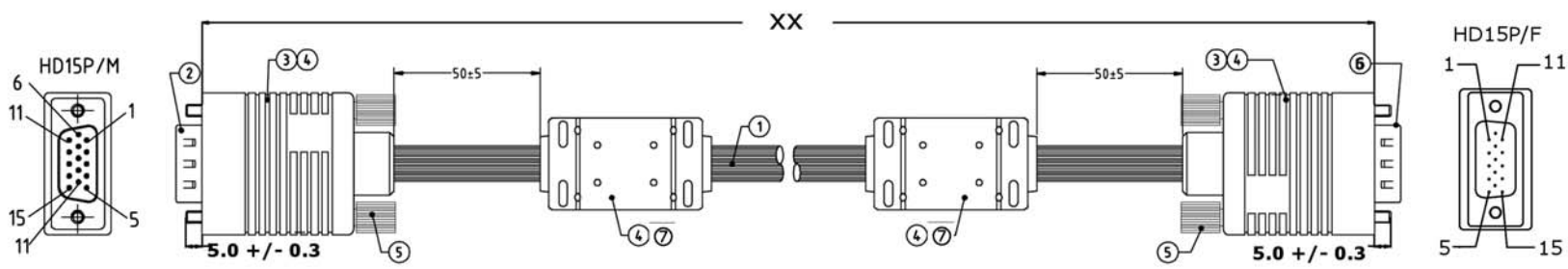
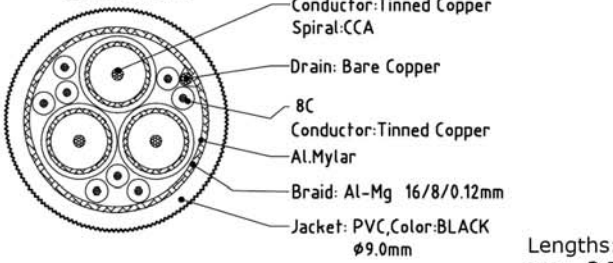


**B** Customer Spec

VPI P/N: VEXT-F-xx

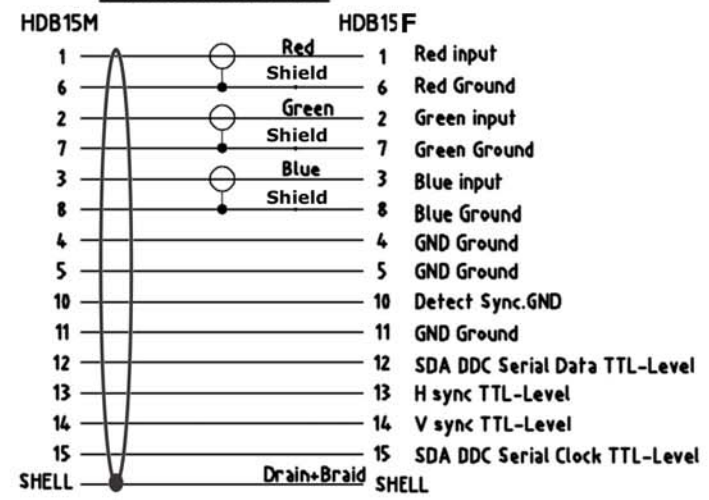


Wire Details



- Lengths:  
 xx= 3 Ft +/- 1.57 (914 +/- 40mm)  
 6 Ft +/-1.97in (1828mm +/- 50mm)  
 10Ft +/-2.36in (3048mm +/- 60mm)  
 15Ft +/- 3.93in (4572mm +/- 100mm)  
 25Ft +/-6.30in (7620mm +/- 160mm)  
 50Ft +/-11.82in. (15240mm +/-300mm)  
 75Ft +/-18.11in. (22860mm +/-460mm)  
 100Ft +/-23.62in. (30480mm +/-600mm)

PIN ASSIGNMENT:



No.	Component	Description
1	CABLE	UL20276 {[28AWG+AL+S(7/0.12TC+FM-PE+30/0.12CCA+2.5PVC)]*3 75 OHM COAXIAL+ [28AWG(7/0.12TC)*8C]}; AL+D+128B AL-MG,O.D. 9.5mm, JACKET BLACK
2	CONNECTOR	HD15 MALE, BLUE INSULATOR, NICKEL PLATED
3	INNERMOLD	PE INTERNAL MOLD MATERIAL
4	OUTERMOLD	45P BLACK PVC
5	SCREW	MOLDED THUMBSCREW #4-40UNC, 2.3DIA. * 45mm LONG, BLACK
6	CONNECTOR	HD15 FEMALE, BLUE INSULATOR, NICKEL PLATED
7	FERRITE	FERRITE CORE 17.5x10.5x28.5mm, MOLDED PVC BLACK
8	CONSTRUCT.	ALL MATERIALS ARE RoHS COMPLIANT, DRAIN WIRE IS CONNECTED TO METAL SHELL AT EACH END