



VIDEO
PRODUCTS
INCORPORATED

1275 Danner Drive Aurora, Ohio 44202
Tel: 330-562-2622 Fax: 330-562-1999
www.vpi.us

VGA-CONVERTER

INSTRUCTION MANUAL



**NTSC/PAL/VGA>PAL/NTSC/VGA
Digital MultiVideo System Converter**



SAFETY INFORMATION



1. To ensure the best results from this product, please read this manual and all other documentation before operating your equipment. Retain all documentation for future reference.
2. Follow all instructions printed on unit chassis for proper operation.
3. To reduce the risk of fire, do not spill water or other liquids into or on the unit, or operate the unit while standing in liquid.
4. Make sure power outlets conform to the power requirements listed on the back of the unit. Keep unit protected from rain, water and excessive moisture.
5. Do not attempt to clean the unit with chemical solvents or aerosol cleaners, as this may damage the unit. Dust with a clean dry cloth.
6. Do not use the unit if the electrical power cord is frayed or broken. The power supply cords should be routed so that they are not likely to be walked on or pinched by items placed upon or against them, paying particular attention to cords and plugs, convenience receptacles, and the point where they exit from the appliance.
7. Do not force switched or external connections in any way. They should all connect easily, without needing to be forced.
8. Always operate the unit with the AC ground wire connected to the electrical system ground. Precautions should be taken so that the means of grounding of a piece of equipment is not defeated.
9. AC voltage must be correct and the same as that printed on the rear of the unit. Damage caused by connection to improper AC voltage is not covered by any warranty.
10. Turn power off and disconnect unit from AC current before making connections.
11. Never hold a power switch in the "ON" position.
12. This unit should be installed in a cool dry place, away from sources of excessive heat, vibration, dust, moisture and cold. Do not use the unit near stoves, heat registers, radiators, or other heat producing devices.
13. Do not block fan intake or exhaust ports. Do not operate equipment on a surface or in an environment which may impede the normal flow of air around the unit, such as a bed, rug, carpet, or completely enclosed rack. If the unit is used in an extremely dusty or smoky environment, the unit should be periodically "blown free" of foreign dust and matter.
14. To reduce the risk of electric shock, do not remove the cover. There are no user serviceable parts inside. Refer all servicing to qualified service personnel. There are no user serviceable parts inside.
15. When moving the unit, disconnect input ports first, then remove the power cable; finally, disconnect the interconnecting cables to other devices.
16. Do not drive the inputs with a signal level greater than that required to drive equipment to full output.
17. The equipment power cord should be unplugged from the outlet when left unused for a long period of time.
18. Save the carton and packing material even if the equipment has arrived in good condition. Should you ever need to ship the unit, use only the original factory packing.
19. Service Information Equipment should be serviced by qualified service personnel when:
 - A. The power supply cord or the plug has been damaged.
 - B. Objects have fallen, or liquid has been spilled into the equipment.
 - C. The equipment has been exposed to rain
 - D. The equipment does not appear to operate normally, or exhibits a marked change in performance
 - E. The equipment has been dropped, or the enclosure damaged.

TABLE OF CONTENTS

CONTENTS

TABLE OF CONTENTS	1
PACKAGE CONTENTS	1
FEATURES	2
SPECIFICATIONS	2
TYPICAL HOOKUP AND OPERATION	3

INTRODUCTION

Congratulations on your purchase of one of the most innovative multi-video system converter products on the market today. This multi-video system converter uses Digital Signal Processing (DSP) to convert any world TV systems or computer VGA signals to any world TV system and computer VGA. It will also re-generate sync-pulse and can help stabilize poor quality video signals such as from multi-generation videotape. It embodies many useful features such as composite or S-Video selectable inputs and picture zooming.

PACKAGE CONTENTS

Check that you have the following components;

- VGA-CONVERTER
- (3) R-R, S-S, VGA-VGA Cables
- Users Guide
- AC/DC Adapter: +DC9V /1.5A
AC/DC Adaptor Types : CE/UL/SAA/BS

Input: NTSC 3.58/4.43, PAL, PAL-N, PAL (Comp-N)
VGA: 640x480, 800x600, 1024x768 VGA

Output: NTSC 3.58/4.43, PAL, PAL-N, PAL (Comp-N), PAL-M
VGA: 640x480, 800x600, 1024x768 VGA

Power Input: +DC9V /1.5A  



SAFETY PRECAUTIONS

Please read all instructions before attempting to unpack, install or operate this equipment and before connecting the power supply. Please keep the following in mind as you unpack and install this equipment:

- Always follow basic safety precautions to reduce the risk of fire, electrical shock and injury to persons.
- To prevent fire or shock hazard, do not expose the unit to rain, moisture or install this product near water.
- Never spill liquid of any kind on or into this product.
- Never push an object of any kind into this product through any openings or empty slots in the unit, as you may damage parts inside the unit.
- Do not attach the power supply cabling to building surfaces.
- Use only the supplied power supply unit (PSU). Do not use the PSU if it is damaged.
- Do not allow anything to rest on the power cabling or allow any weight to be placed upon it or any person walk on it.
- To protect the unit from overheating, do not block any vents or openings in the unit housing that provide ventilation and allow for sufficient space for air to circulate around the unit.

DISCLAIMERS

The information in this manual has been carefully checked and is believed to be accurate. We assume no responsibility for any infringements of patents or other rights of third parties which may result from its use.

We assume no responsibility for any inaccuracies that may be contained in this document. We make no commitment to update or to keep current the information contained in this document.

We reserve the right to make improvements to this document and/or product at any time and without notice.

COPYRIGHT NOTICE

No part of this document may be reproduced, transmitted, transcribed, stored in a retrieval system, or any of its part translated into any language or computer file, in any form or by any means — electronic, mechanical, magnetic, optical, chemical, manual, or otherwise — without express written permission and consent

© Copyright 1997. All Rights Reserved.

Version 1.2 SEPT 2013

TRADEMARK ACKNOWLEDGMENTS

All products or service names mentioned in this document may be trademarks of the companies with which they are associated.

FEATURES & SPECIFICATIONS

FEATURES

- No video delay. Real Time video Conversion.
- Use your PAL equipment in a NTSC country and NTSC equipment in a PAL country
- Very easy to use, one time set-up no additional action needed.
- Uses a standard AV or S-Video or VGA connection to convert any input signal to any specified output source.
- Recording is permitted from any of the outputs. You can take advantage of making copies out of devices which are plugged in. Most DVD movies and VHS tapes.
- Crisp and clear converted video. Latest video correction technology.
- Stand-alone and stylish compact design, light and portable for traveling.
- LED Lamp shows current input and output video signal
- Detects input manually between: All PAL, All NTSC systems
- Universal power adapter, which will work in any country in the world (ships with North American plug)

SPECIFICATIONS

Input TV System: PC (VGA), NTSC 3.58, NTSC 4.43, PAL, PAL-B, PAL-D, PAL-I, PAL-G, PAL-K, PAL-H, PAL-M, PAL-N

Video Input: 0.50 V-pp ~ 2V-pp; 75 Ohms

1x PC VGA Input: 0.7 Vpp

1x S-Video Input: Y-1Vpp, C-0.25 Vpp

Output TV System: PC (VGA), NTSC 3.58, NTSC 4.43, PAL, PAL-B, PAL-D, PAL-I, PAL-G, PAL-K, PAL-H, PAL-M, PAL-N

Color Subcarrier Frequency: NTSC-3.578545 MHz / PAL-M 3.575611 MHz / PAL-4.433619 MHz / PAL-N 3.582056 MHz

Video Composite Output: 1 V-pp; 75 Ohms

S-Video Output: y-1Vpp, C-0.25 Vpp

VGA Output: 0.7 Vpp

VGA Horizontal Frequency: 31.50 KHz

PAL/NTSC Line Conversion: NTSC 525/PAL625 Lines

PAL/NTSC Field Conversion: NTSC 60Hz/ PAL 50Hz/PAL-M 60Hz Fields

Frequency Response: 5MHz

Digital Component: 8 Bit

Differential Phase: 1

Differential Gain: 1%

Resolution Horizontal/Vertical: 1024x768 lines

Sampling Frequency: Input 14.318 MHz/ Output 28.636 MHz

Field Memory: 16M bit

Connection Terminals Input: Video x 1, S-Video x 1, D-15F x 1

Connection Terminals Output: Video x 1, S-Video x 1, D-15F x 1

Power Supply: Input: 100-240VAC, 47-63Hz/ Output: DC 9V/1.5A

As product improvements are continuous, specifications are subject to change and without notice.

TYPICAL HOOKUP AND OPERATION




VGA-CONVERTER



Front:




Back:



TYPICAL HOOKUP AND OPERATION CONT'D

Safeguards and Precautions

- A. Keep this unit away from fire, extremely hot areas, water or moisture of any kind.
- B. Do not place this unit on any support that is not firm, level and strong.
- C. Do not service the unit yourself. Opening the unit's housing will void the warranty.
- D. Servicing must be by Shinybow or by an authorized technician.
- C. Illegal duplication of copyrighted material is strictly prohibited by Federal Laws.





**VIDEO
PRODUCTS
INCORPORATED**

**1275 Danner Drive Aurora, Ohio 44202
Tel: 330-562-2622 Fax: 330-562-1999
www.vpi.us**